

UK Smaller Companies Investment Trust (Capital Returns)

MONTANARO

★★★★ – Morningstar Rating™
(as at 30/11/11)

Monthly Fact Sheet: November 2011

Montanaro, an independent specialist fund manager, was established in 1991 to research and invest in UK and Continental European quoted Small/MidCap companies with particular expertise in “smaller” companies. Funds under management are c.£1.1 billion. The UK Investment Trust invests in quoted UK companies with a market capitalisation lower than the largest constituent of the Hoare Govett Smaller Companies Index (the smallest 10% of the UK stock market) focused on “smaller” companies.

Monthly Review

November was another volatile month. Greece and Italy have new Prime Ministers whilst the Greeks almost derailed the bailout process by considering (and then rejecting) a referendum. The end of the month saw a sharp recovery in stock markets as Central Banks around the world took concerted action and China cut interest rates. The portfolio outperformed its benchmark by over 1% during the month.

In a difficult month there were still some positive trading statements. **Oxford Instruments**, the advanced instrumentation company, announced better than expected interim results and rose by more than 25% over the month. Similarly **Fenner**, a global manufacturer of advanced conveyor belts to the mining industry, announced strong full year results leading to upgrades for 2012 as margins surprised on the upside. Finally **Devro**, a manufacturer of sausage skins, moved ahead as the market focused its attentions on its defensive qualities.

On the downside **Immunodiagnosics**, the Vitamin D testing business, fell as it announced poor results and gave a weak outlook statement. The market has seen increased competition from major manufacturers such as Siemens. **Brooks Macdonald** the financial services business, continues to trade well but investors sought to take profits in a thin market causing the share price to weaken. Finally **Chemring**, (UK) which is a world leading specialist in the manufacture of decoy countermeasures, saw some order delays and cancellations which led to a reduction in earnings forecasts.

We have followed **Rotork** for over 25 years and recently attended its Capital Markets Day in London. Rotork is the global market leader in valve automation and flow control selling to the oil and gas, power and water & waste treatment markets. The company is largely driven by the continuous expansion of the global oil and gas installed capacity, but also increasingly by tightening emission control standards for power producers and miners as well as by the scarcity of water. Due to its well balanced

product portfolio from electrically-operated valve actuators and fluid-controlled automated valve systems to manual and motorised gearboxes and mounting kits, the company has constantly increased market share.

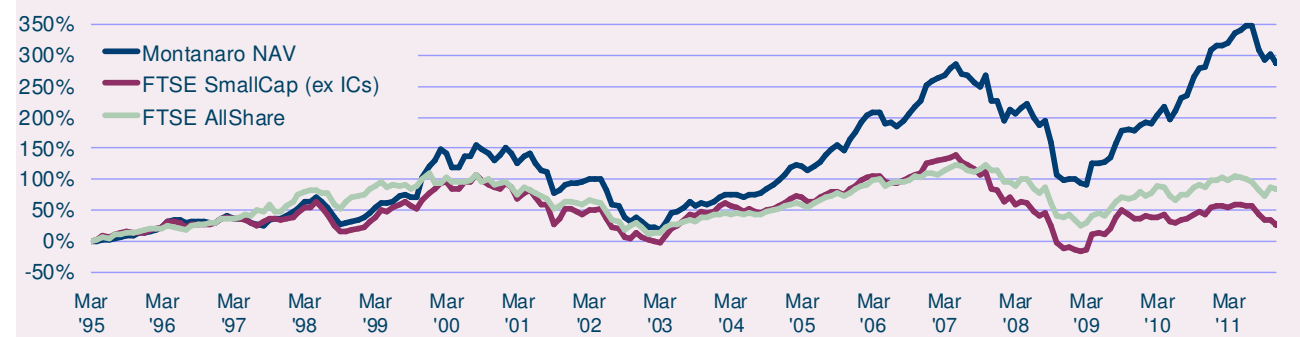
Rotork emphasized its product portfolio and the potential overlap with new adjacent product markets such as pressure control & measurement and temperature control & measurement. Just a few days after the meeting, it announced the acquisition of Fairchild Industrial Products, a manufacturer of devices involved in the precision control of pneumatic devices and motion control equipment. Fairchild will form the basis of a new division and increases the exposure to other industries such as pharmaceutical and biomedical equipment, tyre manufacturing machinery, robotics, food processing and chemical manufacturing.

In summary the presentations confirmed that Rotork has a strong product portfolio in markets offering long term growth potential. With exceptional margins and strong cash flow, Rotork is one of the highest quality companies in our portfolios and one which regularly pays special dividends.

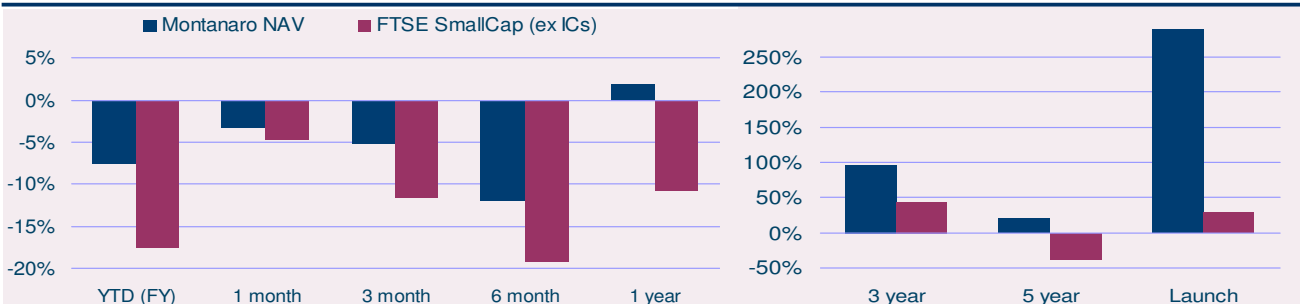
Current market valuations of European SmallCap suggest that the Stock Market is assuming a decline in earnings of 15% - 25% in 2012. Although a recession is possible – indeed we may already be in one – we do not expect a major economic downturn provided that the Euro survives. With important developing economies such as China once again promoting pro-growth policies and the risk of inflation falling, we expect economic expectations to become more positive as next year progresses.

We would like to thank you for your support and to wish you a merry Christmas and a healthy, happy and prosperous New Year.

Performance



Relative Performance



Y/E: March	YTD (FY)	1 month	3 month	6 month	1 year	3 year	5 year	Launch
Montanaro NAV	-7.5%	-3.3%	-5.1%	-11.9%	1.9%	96.0%	19.3%	288.4%
FTSE SmallCap (ex ICs)	-17.6%	-4.8%	-11.6%	-19.3%	-10.8%	43.7%	-38.9%	27.7%

Source: Montanaro, Bloomberg. NAV to NAV

Analysis

	Fund	Index
NAV	382.9	2164.8
Share Price	315.6	na
Discount	-17.6%	na
Alpha (annual) *	15.0%	na
Beta *	0.60	1.00
Standard Deviation *	16.6%	24.8%
Sharpe Ratio *	1.47	0.49
P/E 12F _†	13.0	7.4
EPS Growth 12F _†	12.7%	7.1%
Dividend Yield 12F _†	2.7%	3.9%

* risk statistics over three years, † Source: Factset consensus estimates

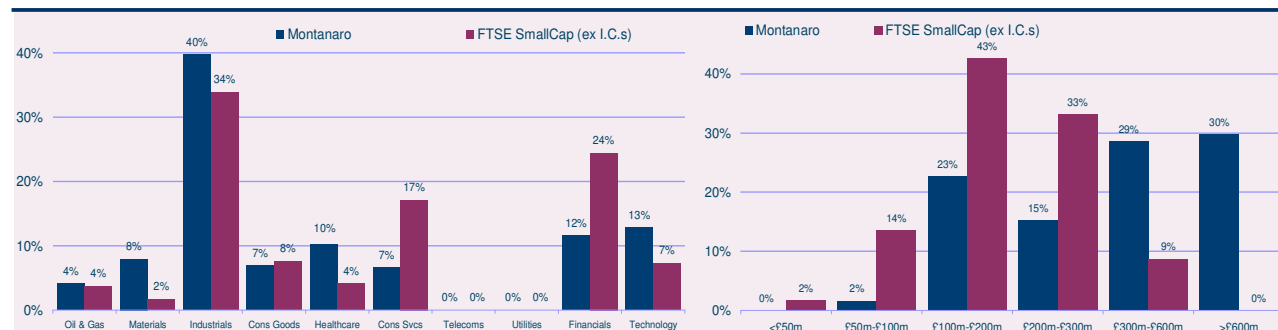
Details

Launch Date	March 1995
Gross Assets	£145 million
Net Assets	£130 million
Net Gearing	10.6%
No. of holdings	50
Mgmt Fee	1% p.a.
Perf Fee	See below*
Legal Status	UK closed-end Investment Trust
Listing	London Stock Exchange
Valuation	Daily
Annual dividend	June

Top Ten Holdings

Name	Sector	% of net portfolio
1 Oxford Instruments	Electronic & Electricals	3.4%
2 Fenner	Industrial Engineering	3.3%
3 NCC Group	Software & Computer Services	3.1%
4 Victrex	Chemicals	3.1%
5 Devro	Food Producers	3.0%
6 Latchways	Support Services	2.9%
7 Domino Printing	Electronic & Electricals	2.8%
8 Genus	Pharmaceuticals & Biotechnology	2.8%
9 Dialight	Electronic & Electricals	2.8%
10 Shaftesbury	Real Estate Investment Trusts	2.6%
TOTAL		29.7%

Sector & Size Distribution



Montanaro Asset Management
53 Threadneedle Street
London EC2R 8AR

Tel: 020 7448 8600
Fax: 020 7448 8601
Website: www.montanaro.co.uk

Manager: Charles Montanaro
E-mail: cmontanaro@montanaro.co.uk
Ticker: MTU LN Equity, MTU.L

This report is issued monthly by Montanaro Asset Management Limited, which is Authorised and Regulated by the Financial Services Authority. It is designed to provide investors with an update on the strategy and performance of the investment trust.

Information and opinions presented in this material have been obtained or derived from sources believed by MAM to be reliable. MAM makes no representation as to their accuracy or completeness. Past performance is not a reliable indicator of future results. All investments are subject to risk and the value of shares and the income from them can fall as well as rise due to stock market movements. You may not get back as much as you originally invested. The Board of Directors of the investment trust has authorised the Manager to use bank borrowings, allowing increased portfolio investment, and therefore potentially to leverage the overall portfolio. This may increase the volatility of returns.

It is the responsibility of all users of this information to be informed and observe all applicable laws and regulations of any relevant jurisdictions where they reside.

*Performance Fee is calculated at 0.1% of each 1%, or part thereof, outperformance of FTSE SmallCap Index plus 2%, capped at 0.5%, with a hurdle of 421.65p

© 2011 Morningstar, Inc. All Rights Reserved. Morningstar Rating™ Source: Morningstar Essentials. The information contained herein: (1) is proprietary to Morningstar and/or its content providers; (2) may not be copied or distributed; and (3) is not warranted to be accurate, complete or timely. Neither Morningstar nor its content providers are responsible for any damages or losses arising from any use of this information.